

HSP-4K12

4K HDMI 1x2 Splitter

INSTALLATION GUIDE

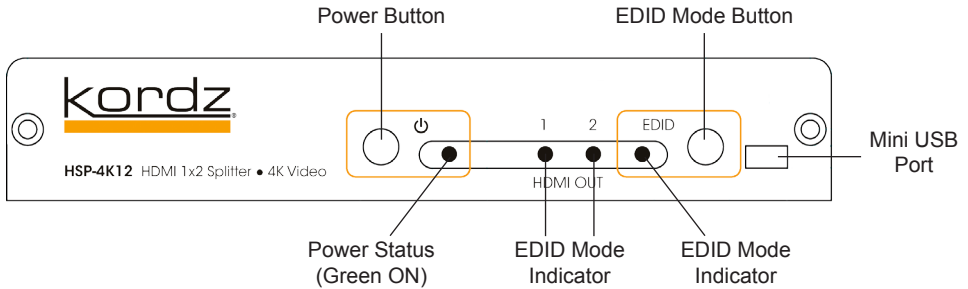
Features:

- ▶ 1 in 2 out HDMI® splitter
- ▶ Supports 4K video
- ▶ Supports 1080p60 video @ 10-12 bit Deep Color
- ▶ Supports all HDMI mandated 3D formats
- ▶ Supports HD Audio
- ▶ Supports Audio Return Channel (Port 1)
- ▶ EDID mode selection - 'All Min', 'Audio Max', 'Copy Out 1' or 'All Max'
- ▶ Fast sync speed
- ▶ HDCP compliant
- ▶ External +5V DC power (included)
- ▶ Premium metal housing
- ▶ Domestic, commercial or digital signage applications
- ▶ Vertical surface mountable with rear integrated hang tab

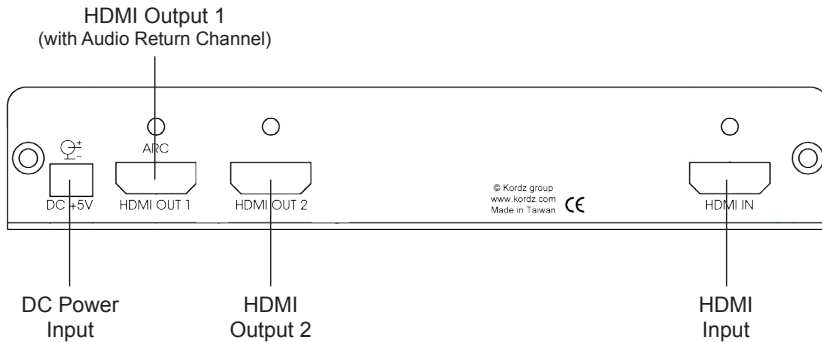
Contents

1x HSP-4K12 unit
1x +5V DC 300mA (min) power supply

Front panel



Rear panel



Installation Placement & Ventilation

The HSP-4K12 contains high speed 300MHz HDMI silicon which does produce a reasonable degree of heat. The metal housing of the unit is designed to dissipate this heat to the ambient environment, so please allow clearance of at least 100mm to the sides and above, and adequate ventilation.

Wall Mounting

The HSP-4K12 can be mounted to a vertical surface with the integrated mounting tab at the rear of the unit. 2x 6mmØ standard 'keyhole' mounting points are provided at 90mm spacing. Hardware not included.

HDMI® Cable Selection

Only use HDMI cables which you can verify as being "High Speed", in order to ensure support for 4K video and equivalent high data rate formats. Cable length of up to 5m can be used on both input and outputs of the HSP-4K12.

4K video offers four times the pixel resolution of 1080p, and runs at double the data rate. It's literally like comparing an 8.8 MP camera with a 2MP model. It's a flagship format which requires the use of high quality, verifiable HDMI® cables and peripheral products for successful interoperability and performance.



Connection

1. Connect an High Speed HDMI® cable from your source device's HDMI output port, or AV Receiver's 'Monitor Out' HDMI port, to the port labelled 'HDMI IN' on the HSP-4K12.
2. Connect an High Speed HDMI® cable from the port labelled 'HDMI OUT 1' on the HSP-4K12 to the input HDMI port of an HDTV or other display device. This port supports ARC - see below.
3. Connect an High Speed HDMI® cable from the port labelled 'HDMI OUT 2' on the HSP-4K12 to the input HDMI port of a second HDTV or other display device.
4. Connect the supplied DC plug pack to the DC pin input of the HSP-4K12, and the AC end into mains power, and turn power on.

Audio Return Channel

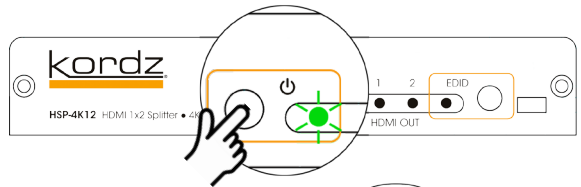
Output port #1 on the HSP-4K12 supports single mode Audio Return Channel (ARC). This enables the upstream delivery of PCM 2.0 or compressed Dolby Digital or DTS soundtracks from an ARC supporting HDTV back to a supporting AV receiver. To utilize the ARC capability of the HSP-4K12, you must ensure that the unit is installed between the AV receiver (Monitor out) and HDTV.

Front Panel Display

POWER LED

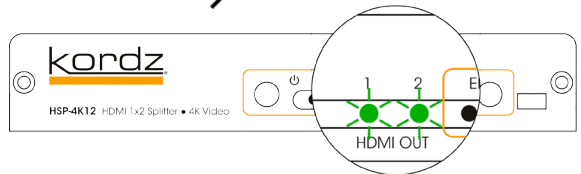
Green indicates power ON

No illumination indicates power OFF



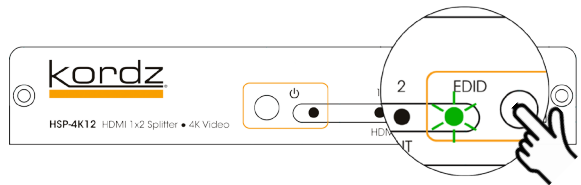
HDMI OUT 1 & 2

Green indicates connected & operational. Not illuminated indicates disconnection or sink powered off



EDID LED

Refer to the EDID 'Key' on top panel. Press "EDID" button on front panel to toggle between modes.



EDID Mix

OFF	All Min
RED	Audio Max
GRN	Copy Out 1
YLW	All Max

OFF - EDID set to throughput minimum format requests from both connected 'output' devices.

RED - Audio is set to request maximum format from source. eg; HD Audio to an AVR. Video operates in default mode.

GREEN - EDID from device connected to Output port #1 is prioritized, ignoring EDID from #2 which then acts as slave.

YELLOW - EDID set to throughput maximum AV format requests from both connected 'output' devices.

About EDID

EDID (Extended Display Information Data) is the code that a sink/display device sends upstream to source, containing video and audio support and preference data. It is one of the most prevalent causes of interoperability failures in HDMI systems, exacerbated by devices such as splitters not properly handling multiple EDIDs back to one source. Our EDID mode selection puts you in the drivers seat, improving custom installation robustness.

Specifications

ITEM NO.	HSP-4K12
Inputs	1x HDMI®
Outputs	2x HDMI®
HDMI® Silicon Bandwidth	300MHz
Video Performance - HDMI Application Bandwidth - Supported Formats SD/HD XHD 3D - Color Space formats	297MHz 480i/p, 576i/p, 720p, 1080i, 1080p 24-120Hz 4K (up to 3840/4096x2160) 24/29.97/30p All HDMI® mandated 3D formats 8 bit color, 10-16 bit Deep Color, x.v.Color™ (depending on video resolution & frame rate)
Audio Format support	PCM 2.0/5.1/7.1 Dolby Digital® 5.1/EX/Plus/TrueHD DTS®/DTS-ES/Neo6/96-24/DTS-HD/DTS-HD Master Audio™
HDMI® Cable Length	≤ 5m High Speed only
HDMI® Connector	HDMI A Type x 3 (1x Input, 2x Output)
HDMI® Audio Return Channel	Supported via Output Port 1 only
HDMI® Ethernet Channel	not supported
Ethernet port connectors I/O	N/A
USB connectors	x1 On front panel for firmware upgrade
IR connection I/O	N/A
RS-232 connection I/O	N/A
Power input	DC +5V 0.3A
Temperature (°C)	Operation: 0 to 55°, Storage: -20° to 85°, Humidity: up to 90%
DIMENSIONS W x H x D mm	155 x 27 x 87 (max external)
Weight	300g

www.kordz.com



Kordz Pty Ltd
Seaford VIC Australia



Kordz USA, Inc
Sunnyvale CA, USA



© Kordz Group All Rights Reserved E.&O.E.

HDMI and the logo are trademarks of HDMI Licensing, LLC, Sunnyvale CA, USA - www.hdmi.org